




COPADATA
do it your way



About COPA-DATA

COPA-DATA is the technological leader for ergonomic and highly-dynamic process solutions. The company, founded in 1987, develops the software zenon for HMI/SCADA, Dynamic Production Reporting and integrated PLC systems at its headquarters in Austria. zenon is sold through its own offices in Europe, North America and Asia, as well as partners and distributors throughout the world. Customers benefit from local contact persons and local support thanks to a decentralized corporate structure. As an independent company, COPA-DATA can act quickly and flexibly, continues to set new standards in functionality and ease of use and leads the market trends. Over 100,000 installed systems in more than 90 countries provide companies in the Food & Beverage, Energy & Infrastructure, Automotive and Pharmaceutical sectors with new scope for efficient automation.




1987 
founded in Austria

over **100,000**
installed systems
in more than
90 countries

4 key industries



The World of Ergonomics

-  COPA-DATA Headquarters
-  COPA-DATA Subsidiaries
-  COPA-DATA Distributors



As at 01/2017

The zenon Product Family



zenon Analyzer:

Platform independent Dynamic Production Reporting Tool which processes and presents data from the process to the ERP.



zenon Supervisor:

Comprehensive visualization and control of complex equipment with excellent connectivity.



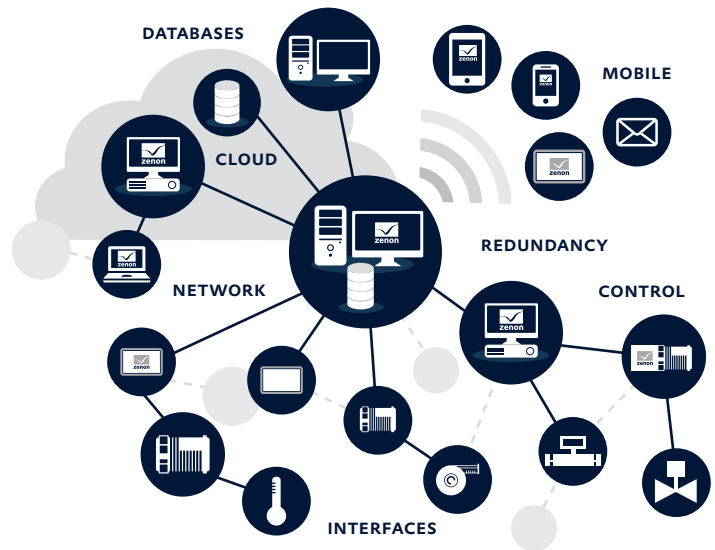
zenon Operator:

Specialist in easy and ergonomic machine and plant control.



zenon Logic:

Integrated PLC System with IEC 61131-3 programming environment.



ZENON OFFERS A COMPLETE AND INTEGRATED SOLUTION FROM SENSOR TO ERP.

Full reusability and complete consistency across the entire zenon Product Family.

Support & Training

SUPPORT



In zenon there's an extensive help included. Just press F1 while using the zenon Editor or choose "Help" from the Menu. For further support please visit www.copadata.com/support

Here you can also find a FAQ Knowledgebase and the COPA-DATA forum.

TRAINING



Use zenon optimally. COPA-DATA training offers essentials and tailored courses that address specific requirements, helping you become an expert.

Book your trainings at www.copadata.com/training



zenon 7.60

The highlights of the current version of zenon

With its annual release cycles, zenon offers new functionality on an ongoing basis, which makes work more ergonomic for both the engineer and the user of the project. We would like to particularly stress these highlights in zenon 7.60.

Fast Facts

- ▶ New zenon Process Recorder module for consistent recording and analysis of processes
- ▶ Context Lists for the structuring of manually-entered data
- ▶ Shift Management for the planning and documentation of shift-based production
- ▶ User-friendly tool for the integration of 3D models

zenon Shift Management

Shift Management in zenon allows you to plan and document shift-based production processes. Shift-based production analyses are thus possible. Integration into zenon Message Control allows an efficient communication chain for alarms, because only the available person from the corresponding shift is notified.



Increased functionality for Styles

zenon 7.60 enhances the scope of functions of the Styles. Styles in zenon help the engineer to transfer screen designs easily and consistently. Styles stipulate object properties (such as line thickness, color, etc.) of static and dynamic

screen elements. They are created and maintained centrally. The engineer can concentrate on the functionality of the project; design properties are transferred automatically.

zenon Process Recorder



The Process Recorder is a new module that is offered in zenon 7.60. It is used to record processes completely. If existing tools, such as the Alarm Message List or the Chronological Event List, cannot record things with enough traceability, the Process Recorder provides information on the precise processes during operation. Events and status

can be followed one-to-one over a time line. The Process Recorder is primarily used for energy automation, but is also used by manufacturing companies in the Pharmaceutical sector or in the Food & Beverage sector.

Add-Ins

With zenon 7.60, Microsoft Visual Studio serves as programming environment for easy and professional development of Add-Ins for the zenon Editor and zenon Runtime. With Microsoft Visual Studio, an up-to-date and

future-proof platform for the programming of your own functionalities and automated engineering is offered.

3D Integration



Engineers can integrate 3D models into their projects even more simply and easily with zenon 7.60. This is made possible by a new, user-friendly tool for 3D integration. For the machine operator, there are intuitive displays of production machines in three-dimensional views, which are

linked to variable values. As a result, process information can be visualized in the 3D model directly.

Highlights especially for the Energy Sector

For the Energy & Infrastructure sector, zenon 7.60 offers a new possibility to link data from geo-information systems (GIS) and a zenon visualization. Electricity grids are shown in the zenon visualization in geographic mapping material with the

GIS Editor and GIS Control. Current statuses (such as alarms) can be shown on the map directly.

Another highlight for energy automation is impedance-based fault location. The measured impedance is used to establish where in the grid the error that occurred is located. The location of faults and the reaction to these is thus more precise and faster.



Context Lists for the analysis of alarm causes



The new “Context List” screen type helps zenon users to structure manually-entered data. Analysis of the alarm causes is one area where it is used. Descriptions of alarm causes are pre-defined and harmonized in the Context List. As a result, it is ensured that each operator uses

standardized descriptions. The alarm causes are retained for possible subsequent analysis. The data can thus be read for quality management and used for further analyses in zenon.

These innovations are also waiting for you

Functional enhancements in the Web Engine



- ▶ Dynamic display of the Alarm Message List (AML) and Chronological Event List (CEL)
- ▶ Acknowledgement of alarms
- ▶ Performance improvements to Extended Trend through aggregation of data
- ▶ Performance and graphic improvements to AML and CEL in the Web Engine
- ▶ And much more

Improvements to usability and design



- ▶ Windows control elements replaced with freely-designable control elements
- ▶ AML and CEL: multiple lines possible and fixed or sortable column positions can be configured
- ▶ Duplication of elements in a grid for more efficient engineering

If you want to find out more details about the release of zenon 7.60, please also take a look at our release notes.

COPA-DATA Headquarters
Ing. Punzenberger COPA-DATA GmbH
Karolingerstr. 7B, 5020 Salzburg
Austria
t +43 (0) 662 43 10 02-0
f +43 (0) 662 43 10 02-33

info@copadata.com
www.copadata.com
Find your regional contact at:
www.copadata.com/contact



COPADATA
do it your way